

E⁵



B⁵



T	[Bar]										
A	2	2	2	2	2	2	2	0	4	[Bar]	
B	0	0	0	0	0	0	0	0	2	[Bar]	

E⁵



D⁵



A⁵



2

T	[Bar]														[Bar]	
A	9	X	9	9	9	0	7	7	0	7	7	7	7	7	[Bar]	
B	7	X	7	7	7	0	5	5	0	5	5	5	5	5	[Bar]	

Verse

E⁵



D⁵



E⁵



T	[Bar]																	
A	9	9	9	9	X	7	7	7	7	7	7	9	X	9	9	X	9	
B	7	7	7	7	X	5	5	5	5	5	5	7	X	7	7	X	7	

E⁵



D⁵



G⁵



B⁵



T	[Bar]																	
A	9	9	9	9	X	7	7	7	7	7	7	5	5	5	5	4	4	
B	7	7	7	7	X	5	5	5	5	5	5	5	5	5	5	2	2	

E⁵



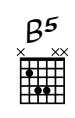
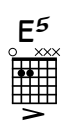
D⁵



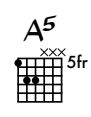
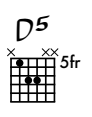
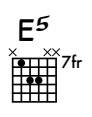
E⁵



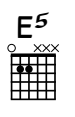
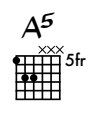
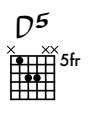
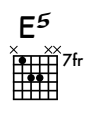
T	[Bar]																	
A	9	9	9	9	X	7	7	7	7	7	7	9	X	9	9	X	9	
B	7	7	7	7	X	5	5	5	5	5	5	7	X	7	7	X	7	



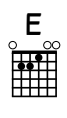
Two guitar staves (T, A, B) showing a sequence of chords. The first four measures feature an E5 chord (2-2-2-2-0-0). The next three measures feature a B5 chord (2-2-2-0-0-0). The final measure shows a single note on the 4th fret of the A string.



Two guitar staves (T, A, B) showing a sequence of chords. The first six measures feature an E5 chord (9-9-7-X-9-9-9-0-0). The next three measures feature a D5 chord (7-7-5-5-0-0). The final three measures feature an A5 chord (7-7-5-5-7-7-7). The piece ends with a double bar line and a '2' above it.



Two guitar staves (T, A, B) showing a sequence of chords. The first measure features an E5 chord (9-9-7-X-9-9-9-0-0). The next three measures feature a D5 chord (7-7-5-5-0-0). The final three measures feature an A5 chord (7-7-5-5-7-7-7). The piece ends with a double bar line and a '2' above it.



Two guitar staves (T, A, B) showing a sequence of chords. The first four measures feature an E chord (0-0-1-2-2-0). The fifth measure features a D5 chord (0-0-1-2-2-0). The sixth measure features an A5 chord (0-0-1-2-2-0). The seventh measure features an E5 chord (0-0-1-2-2-0).

Two guitar staves (T, A, B) showing a sequence of chords. The first four measures feature an E chord (0-0-1-2-2-0). The fifth measure features a D5 chord (0-0-1-2-2-0). The sixth measure features an A5 chord (0-0-1-2-2-0). The seventh measure features an E5 chord (0-0-1-2-2-0).

TAB

12 (12) (12) 12 7 (7) 8 (8) 7 (7) 5 (5) 7 (7) 8

TAB

(8) 7 (7) (7) (7) (7) 10 (10) 9 (9) 8 (8) 7 (7)

E 7fr G 10fr F# 9fr F 8fr

TAB

7 9 9 0 10 12 12 0 9 11 8 10 10 0

2

P.M.-----|

TAB

2

TAB

2

Two empty guitar staves (T, A, B strings) with a double bar line and a fermata (2) above the staff in the middle of each measure.

Guitar staff with fret numbers: T (9 9 9 12-12-12-12-12 11-11 11-11-11 10-10-10 10-10 9 9), A (7 7 7 10-10-10-10-10 9 9 9 9 9 8-8-8 8-8 8-8 7-7), B (7 7 7 10-10-10-10-10 9 9 9 9 9 8-8-8 8-8 8-8 7-7). A double bar line and a fermata (2) above the staff are at the end.

Two empty guitar staves (T, A, B strings) with a double bar line and a fermata (2) above the staff in the middle of each measure.

Verse

E⁵ chord diagram (7fr)

D⁵ chord diagram (5fr)

E⁵ chord diagram (7fr)

Guitar staff with fret numbers: T (9 9 9 9 X 7 (7) 7 7 7 7 (7) 7 7 7 9 X 9 9 X 9 X 9 X 9 9 9), A (9 9 9 9 X 7 (7) 7 7 7 7 (7) 7 7 7 9 X 9 9 X 9 X 9 X 9 9 9), B (7 7 7 7 X 5 (5) 5 5 5 5 (5) 5 5 5 7 X 7 7 X 7 X 7 X 7 7 7)

E⁵ chord diagram (7fr)

D⁵ chord diagram (5fr)

G⁵ chord diagram (3fr)

B⁵ chord diagram

Guitar staff with fret numbers: T (9 9 9 9 X 7 (7) 7 7 7 7 (7) 7 7 5 5 5 5 4 (4) 4 4 4 4 4 4 4), A (9 9 9 9 X 7 (7) 7 7 7 7 (7) 7 7 5 5 5 5 4 (4) 4 4 4 4 4 4 4), B (7 7 7 7 X 5 (5) 5 5 5 5 (5) 5 5 3 3 3 3 2 (2) 2 2 2 2 2 2 2)



T																									
A	9	9	9	9	X	7	(7)	(7)	(7)	(7)	(7)	7	7	7	9	X	9	9	X	9	X	9	9	9	9
B	7	7	7	7	X	5	(5)	(5)	(5)	(5)	(5)	5	5	5	7	X	7	7	X	7	X	7	7	7	7



T																										
A	9	9	9	9	X	7	(7)	(7)	(7)	(7)	7	7	5	5	5	5	4	(4)	(4)	(4)	(4)	(4)	(4)	(4)	(4)	(4)
B	7	7	7	7	X	5	(5)	(5)	(5)	(5)	5	5	5	5	0	2	(2)	(2)	(2)	(2)	(2)	(2)	(2)	(2)	(2)	



T																										
A	5	5	5	5	4	(4)	(4)	(4)	(4)	(4)	(4)	(4)	(4)	(4)	4	(4)	(4)	(4)	(4)	(4)	(4)	(4)	(4)	(4)	(4)	(4)
B	3	3	3	3	0	2	(2)	(2)	(2)	(2)	(2)	(2)	(2)	(2)	2	(2)	(2)	(2)	(2)	(2)	(2)	(2)	(2)	(2)	(2)	(2)

Chorus



T																										
A	2	2	2	2	5	(5)	(5)	(5)	(5)	(5)	5	5	5	5	2	2	2	2	2	2	5	(5)	(5)	(5)	(5)	(5)
B	0	0	0	0	3	(3)	(3)	(3)	(3)	(3)	3	3	3	3	0	0	0	0	0	0	3	(3)	(3)	(3)	(3)	(3)



T																										
A	2	2	2	2	5	(5)	(5)	(5)	(5)	(5)	5	5	5	5	4	4	4	4	4	4	(4)	(4)	(4)	(4)	(4)	(4)
B	0	0	0	0	3	(3)	(3)	(3)	(3)	(3)	3	3	3	3	2	2	2	2	2	2	(2)	(2)	(2)	(2)	(2)	(2)

